

TRITECH

For heavy weight flush doors



TRITECH

TRITECH brass hinges are manufactured from extruded sections to precise standards and accurately machined to achieve close tolerances. Due to the high copper content of brass this naturally offers anti-bacterial qualities. TRITECH brass hinges use a special bearing technology for demanding applications and are capable of carrying door weights up to 160 kilos, independently fire tested and CE marked these hinges are suitable for use on both 30 and 60 minute fire resistant door sets.


Brass hinges can be plated or polished in an multitude of decorative finishes to match many different requirements, combine this with finial tips to create the perfect aesthetics for any environment

THE ADVANTAGES AT A GLANCE

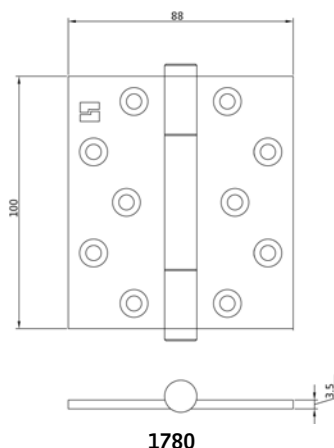
- › with load capacities up to 160 kg
 - › fire tested and CE marked
 - › wide variety of finishes and finials
 - › anti-bacterial qualities
-



TRITECH



1750



1780

TRITECH

Suitable for heavy weight flush doors tested to BS EN 1935 Grade 14-160kgs

TRITECH

Product Features

- Solid brass high performance concealed bearing hinge
- Weight carrying capacity to 160kg
- Suitable for heavy weight flush doors tested to BS EN 1935 Grade 14
- CE marked FD30 & FD60 fire rated options
- Maintenance free, 25 year performance guarantee
- Security bolt and radius corner options available

Technical Data	1750	1750CE
Load Capacity (3 Hinges)	160.0	160.0 kg
Height	100.0	100.0 mm
Width	75.0	75.0 mm
Knuckle Diameter	13.0	13.0 mm
Leaf Thickness	3.5	3.5 mm
Screw Size	10.0	10.0 g

Technical Data	1780	1780CE
Load Capacity (3 Hinges)	160.0	160.0 kg
Height	100.0	100.0 mm
Width	88.0	88.0 mm
Knuckle Diameter	13.0	13.0 mm
Leaf Thickness	3.5	3.5 mm
Screw Size	10.0	10.0 g

Finishes

Aged Brass, Antique Brass, Antique Nickel, Black Nickel, Copper Bronze, Copper, Honeycombe, Imitation Bronze Metal Antique, Midnight, Pearl Nickel, Polished Chrome, Polished Lacquered, Polished Nickel, Satin Brass & Lacquered, Satin Chrome, Satin Nickel

PVD Finishes: Rainbow, Stainless Steel Effect, Copper Rose, Brass, Matt Black
Salt Spray tested to over 1,000 hours

Note

Supplied complete with Pozzi/Slotted Head Brass Woodscrews if required.

Classification key

4	7	7	1	1	4	0	14
---	---	---	---	---	---	---	----

BS EN1935: 2002 Eight Digit Code

Finial options



TRITECH

TRITECH Projection Hinge

Suitable for heavy weight flush doors tested to BS EN 1935 Grade 14-160kgs

TRITECH		projection
---------	--	------------

Product Features

- Solid brass high performance concealed bearing hinge
- Weight carrying capacity to 160kg
- Suitable for heavy weight flush doors tested to BS EN 1935 Grade 14
- CE marked FD30 & FD60 fire rated options
- Maintenance free, 25 year performance guarantee
- Security bolt and radius corner options available

Technical Data	P1760	P1760CE
Load Capacity (3 Hinges)	160.0	160.0 kg
Height	100.0	100.0 mm
Width	100.0	100.0 mm
Knuckle Diameter	13.0	13.0 mm
Leaf Thickness	3.5	3.5 mm
Screw Size	10.0	10.0 g
Amount of Projection	50.0	50.0 mm

Finishes

Aged Brass, Antique Brass, Antique Nickel, Black Nickel, Copper Bronze, Copper, Honeycombe, Imitation Bronze Metal Antique, Midnight, Pearl Nickel, Polished Chrome, Polished Lacquered, Polished Nickel, Satin Brass & Lacquered, Satin Chrome, Satin Nickel

PVD Finishes: Rainbow, Stainless Steel Effect, Copper Rose, Brass, Matt Black
Salt Spray tested to over 1,000 hours

Note

Supplied complete with Pozi/Slotted Head Brass Woodscrews if required.

Classification key

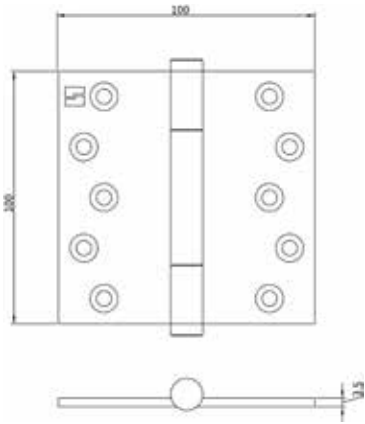
4	7	7	1	1	4	0	14
---	---	---	---	---	---	---	----

BS EN1935: 2002 Eight Digit Code

Finial options



P1760



P1760

TRITECH



Flowing Bark



Recurring Rectangles



Gator Reflections

TRITECH - Decorative Designs

Suitable for heavy weight flush doors tested to BS EN 1935 Grade 14-160kgs

TRITECH		
---------	--	--

Product Features

- Solid brass high performance concealed bearing hinge
- Weight carrying capacity to 160kg
- Suitable for heavy weight flush doors tested to BS EN 1935 Grade 14
- Maintenance free, 25 year performance guarantee

Technical Data	1950
Load Capacity (3 Hinges)	160.0 kg
Height	100.0 mm
Width	75.0 mm
Knuckle Diameter	13.0 mm
Leaf Thickness	3.5 mm
Screw Size	10.0 g

Technical Data	1980	1960
Load Capacity (3 Hinges)	160.0	160.0 kg
Height	100.0	100.0 mm
Width	88.0	100.0 mm
Knuckle Diameter	13.0	13.0 mm
Leaf Thickness	3.5	3.5 mm
Screw Size	10.0	10.0 g

Finishes

Aged Brass, Antique Brass, Antique Nickel, Black Nickel, Copper Bronze, Copper, Honeycombe, Imitation Bronze Metal Antique, Midnight, Pearl Nickel, Polished Chrome, Polished Lacquered, Polished Nickel, Satin Brass & Lacquered, Satin Chrome, Satin Nickel

PVD Finishes: Rainbow, Stainless Steel Effect, Copper Rose, Brass, Matt Black Salt Spray tested to over 1,000 hours

Note

Supplied complete with Pozzi/Slotted Head Brass Woodscrews if required.

Finial options



FINISHES

STANDARD FINISHES



Aged Brass



Antique Brass



Antique Nickel



Black Nickel



Copper Bronze



Copper



Honeycombe

Imitation Bronze
Metal Antique

Midnight



Pearl Nickel



Polished Chrome



Polished Brass



Polished Nickel



Satin Brass Lacquered



Satin Chrome



Satin Nickel

Care of Finishes

1. Regular cleaning with a cloth damped with good light oil or lanolin should be enough to keep all finishes in its original condition for a long period.
2. For extra cleaning of polished and lacquered finishes it is recommended that a good quality wax polish is used, particularly on externally fitted items, applied every few weeks.
3. Some lacquered finishes can break down eventually due to adverse conditions. Therefore the

life of all finishes is beyond our control and cannot be guaranteed.

4. For more information regarding salt spray corrosion testing on certain finishes to BS EN 1670 please contact your distributor or the manufacturer.
5. Do not use Solvents, cleaning chemicals or abrasive products on surface finishes.
6. Do not apply adhesive tapes to any surface finishes.

PVD FINISHES



Brass



Copper Rose



Matt Black



Rainbow



Stainless Steel Effect

SERVICE – COMPREHENSIVE EXPERTISE FOR YOUR DAILY WORK

We are happy to provide you with all the documentation you need to determine the most suitable hinge system for your building project. Please contact us: we would be delighted to work with you to choose the best solution – from high-quality standard elements right up to the most complex solutions.

All our brochures and data sheets can be requested in a printed version, or you can simply download them on the spot – and the same applies to our fitting instructions and milling data.

Our friendly and knowledgeable application engineers will be pleased to help you and advise you.

www.simonswerk.co.uk

VISIT OUR PRODUCTSELECTOR

Whether you are a manufacturer, trade partner or designer, at www.simonswerk.co.uk you can find precise, detailed product descriptions that will help you to choose the most suitable hinge systems.



CONTAINS

TRITECH
TRITECH Projection Hinge
TRITECH – Decorative Designs

PLEASE VISIT OUR PRODUCTSELECTOR AT
www.simonswerk.co.uk



SIMONSWERK UK Ltd

Burcot Works, Spring Street
Tipton, West Midland DY4 8TF
United Kingdom

Phone +44 (0)121 522 2848
Fax +44 (0)121 522 7042

sales@simonswerk.co.uk
www.simonswerk.co.uk